

**PRK 46B**

**Retro-reflective photoelectric sensors with polarisation filter**

en 11-2011/01 50109007-01

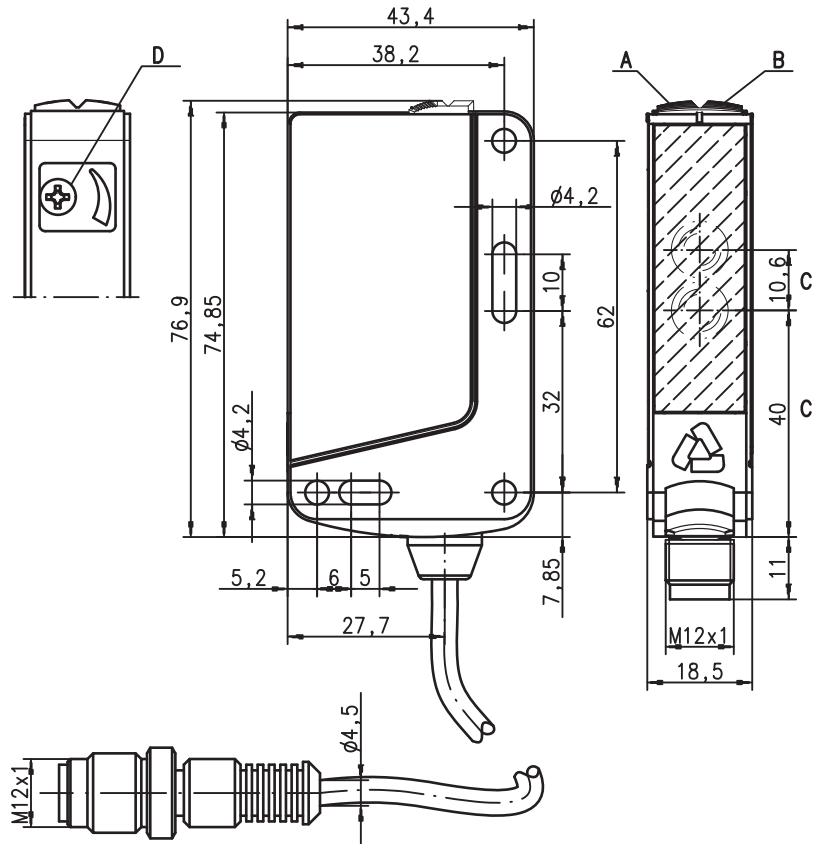


**0.05 ... 18m**



- Polarized retro-reflective photoelectric sensor
- Fast alignment through *brightVision*®
- A²LS - Active Ambient Light Suppression
- Push-pull switching outputs
- Relay output - for operation without reference potential
- Operating range adjustment
- Warning output - for increased availability

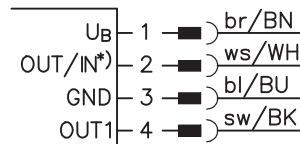
**Dimensioned drawing**



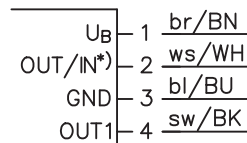
- A** Green indicator diode
- B** Yellow indicator diode
- C** Optical axis
- D** Optional operating range adjustment

**Electrical connection**

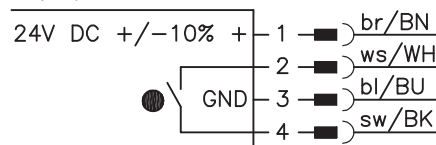
Connector, 4-pin



Cable



Relay output



Selection pin 2

*)	OUT	IN
	OUT 2	active
	warn	
	NC	

We reserve the right to make changes • DS\_PRK\_46B\_66\_en.fm



**Accessories:**

(available separately)

- Mounting systems (BT 46, BT 46.1, BT 46.1.5, BT 46.2)
- M12 connectors (KD ...)
- Ready-made cables (K-D ...)
- Reflectors
- Reflective tapes

## Specifications

### Optical data

Typ. op. range limit (TK(S) 100x100) <sup>1)</sup>	0.05 ... 18m
Operating range <sup>2)</sup>	see tables
Light source <sup>3)</sup>	LED (modulated light)
Wavelength	620nm (visible red light, polarized)

### Timing

Switching frequency	transistor: 500Hz, relay: 20Hz
Response time	transistor: 1 ms, relay: 25ms
Delay before start-up	≤ 300ms

### Electrical data

#### With transistor switching outputs

Operating voltage $U_B$ <sup>4)</sup>	10 ... 30VDC (incl. residual ripple)
Residual ripple	≤ 15% of $U_B$
Open-circuit current	≤ 20mA
Switching output .../66. ...	2 push-pull switching outputs <sup>5)</sup>
.../44. ...	pin 2: PNP dark switching, NPN light switching
.../4. ...	pin 4: PNP light switching, NPN dark switching
Signal voltage high/low	2 PNP switching outputs, pin 2: PNP dark switching,
Output current	pin 4: PNP light switching
With relay switching output	PNP switching output, pin 4: light switching
Operating voltage $U_B$	≥ ( $U_B - 2V$ ) / ≤ 2V
Open-circuit current	max. 100mA
Switching output.../7D ...	24VDC ±10%
Switching voltage/switching current	≤ 30mA
Switching power	relay, make-contact between pin 2 and pin 4,
Operating range	dark switching <sup>6)</sup>
	30VAC/DC / max. 200mA
	6VA, cos φ = 1
	adjustable, 270° (PRK 46B/66.01-S12 only)

#### Indicators

Green LED	ready
Yellow LED	light path free
Yellow LED, flashing	light path free, no performance reserve

### Mechanical data

Housing	plastic (PC-ABS)
Optics cover	plastic (PMMA)
Weight	with connector: 50g
	with 2m cable: 90g
	with cable and connector: 65g
Connection type	M12 connector or
	cable (4 x 0.21mm <sup>2</sup> cross section), cable length: 2m, or
	cable with M12 connector, cable length: 200mm

### Environmental data

Ambient temp. (operation/storage)	-40°C ... +60°C / -40°C ... +70°C
Protective circuit <sup>7)</sup>	2, 3
VDE safety class <sup>8)</sup>	II, all-insulated
Protection class	IP 67, IP 69K
LED class	1 (acc. to EN 60825-1)
Standards applied	IEC 60947-5-2
Certifications	UL 508 <sup>4)</sup>

### Options

<b>Warning output autoControl</b>	PNP transistor, counting principle
Signal voltage high/low	≥ ( $U_B - 2V$ ) / ≤ 2V
Output current	max. 100mA
<b>Activation input active</b>	
Transmitter active/not active	≥ 8V / ≤ 2V
Activation/disable delay	≤ 1ms / ≤ 2ms
Input resistance	10KΩ ± 10%

- 1) Typ. operating range limit: max. attainable range without performance reserve
- 2) Operating range: recommended range with performance reserve
- 3) Average life expectancy 100,000 h at an ambient temperature of 25°C
- 4) For UL applications: for use in class 2 circuits only
- 5) The push-pull switching outputs must not be connected in parallel
- 6) Suitable spark extinction must be provided with inductive or capacitive loads
- 7) 2=polarity reversal protection, 3=short-circuit protection for all transistor outputs
- 8) Rating voltage 50V

## Tables

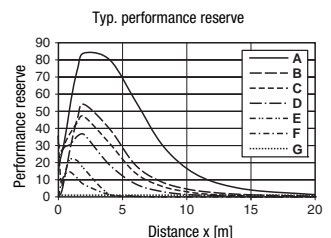
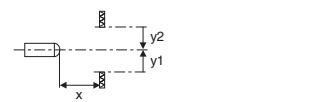
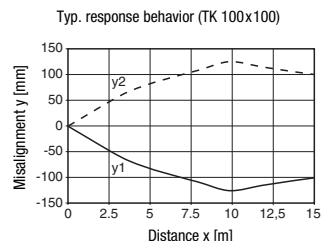
Reflectors	Operating range
1 TK(S) 100x100	0.05 ... 15m
2 TK 82.2	0.25 ... 11m
3 TK(S) 50x50	0.05 ... 10m
4 TK(S) 40x60	0.05 ... 8m
5 TK(S) 20x40	0.05 ... 3m
6 Tape 4 50x50	0.2 ... 2m

1 0.05	15	18
2 0.25	11	14
3 0.05	10	1
4 0.05	8	1
5 0.05	3	5
6 0.2	2	3

□ Operating range [m]  
 □ Typ. operating range limit [m]

TK ... = adhesive  
 TK(S) ... = screw type  
 Tape 4 = adhesive

## Diagrams



- A TK 100x100
- B TK 82.2
- C TK 50x50
- D TKS 40x60
- E TKS 20x40
- F Tape 4 50x50
- G Switching point

## Remarks

- **Approved purpose:**  
 This product may only be used by qualified personnel and must only be used for the approved purpose. This sensor is not a safety sensor and is not to be used for the protection of persons.

## PRK 46B

## Retro-reflective photoelectric sensors with polarisation filter

### Order guide

The sensors listed here are preferred types; current information at [www.leuze.com](http://www.leuze.com).

	Designation	Part No.
<b>With M12 connector</b>		
Complementary switching output	PRK 46B/66-S12	50103070
Warning output, display low performance reserve	IPRK 46B/4-S12	50103074
Relay output, dark switching	PRK 46B/7D-S12	50103080
<b>Cable with M12 connector</b>		
Complementary switching output	PRK 46B/66, 200-S12	50103071
<b>Cable, cable length 2m</b>		
Complementary switching output	PRK 46B/66	50107068

### Type key

I	P	R	K	4	6	B	/	4	D	.	2	-	S	1	2
---	---	---	---	---	---	---	---	---	---	---	---	---	---	---	---

#### Operating principle

<b>PRK</b>	Polarized retro-reflective photoelectric sensor
<b>IPRK</b>	Polarized retro-reflective photoelectric sensor with warning output

#### Series

<b>46B</b>	46B Series
------------	------------

#### Switching output

<b>/66</b>	Complementary push-pull switching outputs
<b>/44</b>	Complementary PNP switching outputs
<b>/4</b>	Pin 4 PNP switching output, pin 2 no contact, warning output or activation input
<b>/6</b>	Pin 4 push-pull switching output, pin 2 no contact
<b>/7D</b>	Relay, break-contact

#### Function characteristics

<b>N/A</b>	Pin 4 light switching; with push-pull, PNP light switching
<b>D</b>	Inverted switching logic

#### Special function

<b>.2</b>	No false switching to stretch-wrapped and shrink-wrapped containers
<b>.8</b>	Activation input
<b>.01</b>	Sensitivity adjustment

Combinations of functions are possible via two-digit code

#### Electrical connection

<b>N/A</b>	Cable, standard length 2000mm
<b>,200-S12</b>	Cable, length 200 mm with M12 connector
<b>-S12</b>	M12 connector

