




## Technical specifications

### Terminals for "Self-Protected Combination Motor Controllers (Type E)" acc. to UL 508"

| Type  |  | 3RV19 28-1H  | 3RT19 46-4GA07                                |
|---|--|--|---|
| <b>Prescribed tightening torque</b>   | Nm   | 2.5 ... 3  | See data for 3RV1. 4 motor starter protectors |
| <b>Conductor cross-sections</b>   |  |  |   |
| <ul style="list-style-type: none"> <li>• Front clamping point connected</li> </ul>  |  |  |   |
|  NSB00479  |  |  |   |
| <ul style="list-style-type: none"> <li>- Solid</li> <li>- Finely stranded with end sleeve</li> <li>- Stranded</li> <li>- AWG cables, solid or stranded</li> <li>- Terminal screw</li> </ul>   | mm <sup>2</sup><br>mm <sup>2</sup><br>mm <sup>2</sup><br>mm <sup>2</sup>   | 1 ... 10<br>1 ... 16<br>2.5 ... 25<br>14 ... 3<br>M4   | See data for 3RV1. 4 motor starter protectors |
| <ul style="list-style-type: none"> <li>• Rear clamping point connected</li> </ul>   |  |  |   |
|  NSB00480  |  |  |   |
| <ul style="list-style-type: none"> <li>- Solid</li> <li>- Finely stranded with end sleeve</li> <li>- Stranded</li> <li>- AWG cables, solid or stranded</li> <li>- Terminal screw</li> </ul>   | mm <sup>2</sup><br>mm <sup>2</sup><br>mm <sup>2</sup><br>mm <sup>2</sup>   | 1 ... 10<br>1 ... 16<br>1.5 ... 25<br>16 ... 3<br>M4   | See data for 3RV1. 4 motor starter protectors |
| <ul style="list-style-type: none"> <li>• Both clamping points connected</li> </ul>  |  |  |   |
|  NSB00481  |  |  |   |
| <ul style="list-style-type: none"> <li>- Front clamping point: <ul style="list-style-type: none"> <li>Solid</li> <li>Finely stranded with end sleeve</li> <li>Stranded</li> <li>AWG cables, solid or stranded</li> <li>Terminal screw</li> </ul> </li> <li>- Rear clamping point: <ul style="list-style-type: none"> <li>Solid</li> <li>Finely stranded with end sleeve</li> <li>Stranded</li> <li>AWG cables, solid or stranded</li> <li>Terminal screw</li> </ul> </li> </ul> | mm <sup>2</sup><br>mm <sup>2</sup><br>mm <sup>2</sup><br>mm <sup>2</sup><br><br>mm <sup>2</sup><br>mm <sup>2</sup><br>mm <sup>2</sup><br>mm <sup>2</sup> | 1 ... 10<br>1 ... 10<br>2.5 ... 10<br>14 ... 6<br>M4<br><br>1 ... 10<br>1 ... 10<br>5 ... 25<br>16 ... 3<br>M4 | See data for 3RV1. 4 motor starter protectors |